




AMSERLEN 2019 TIMETABLE

12th February to 21st December



Book Online

www.lake-railway.co.uk



One of the Great Little Trains of Wales

Location ... Lleoliad ...



- Chester (66) Manchester (103)
- Liverpool (76) Cardiff (125)
- Shrewsbury (77) Birmingham (125)

Llanberis is 15 minutes from the A55 Jnc 11 (Jnc 9/10 from Anglesey)
In Llanberis we are off the A4086 Caernarfon to Capel Curig road,
almost opposite the Snowdon Railway Station.

Follow the PARC PADARN signs.

➔ Nearest BR Station Bangor. Caernarfon/Bangor and
Snowdon Sherpa buses stop outside Llanberis Station.

EXTENSIVE COACH/CAR PARK

Guide Dogs free; other dogs may be allowed to accompany
passengers at the Company's discretion for a fee of £1.00.

Special discount fares available to parties by prior
arrangement and agreement with the General Manager.

All tickets are issued in accordance with the conditions displayed
in the Company's premises. Whilst every care will be taken to
ensure that trains run as advertised, the Company reserves
the right to use diesel locomotives if necessary, and to vary the
published timetable and fares with or without notice. VAT is
currently charged at 0%



Rheilffordd Llyn Padarn Cyfyngedig (Ltd)
(REGISTERED: WALES 1309001)

LLANBERIS LAKE RAILWAY,
LLANBERIS, CAERNARFON, LL55 4TY
t: (01286) 870549 e: sales@lake-railway.co.uk



Book Online / Further Information
www.lake-railway.co.uk

TRAINS OPERATE ON COLOURED DATES. MATCH COLOUR TO TIMETABLE

MAE TRENAU YN RHEDEG AR Y DYDDIAU MEWN LLW. GWELER YR AMSERLEN SYDD YN YR UN LLW

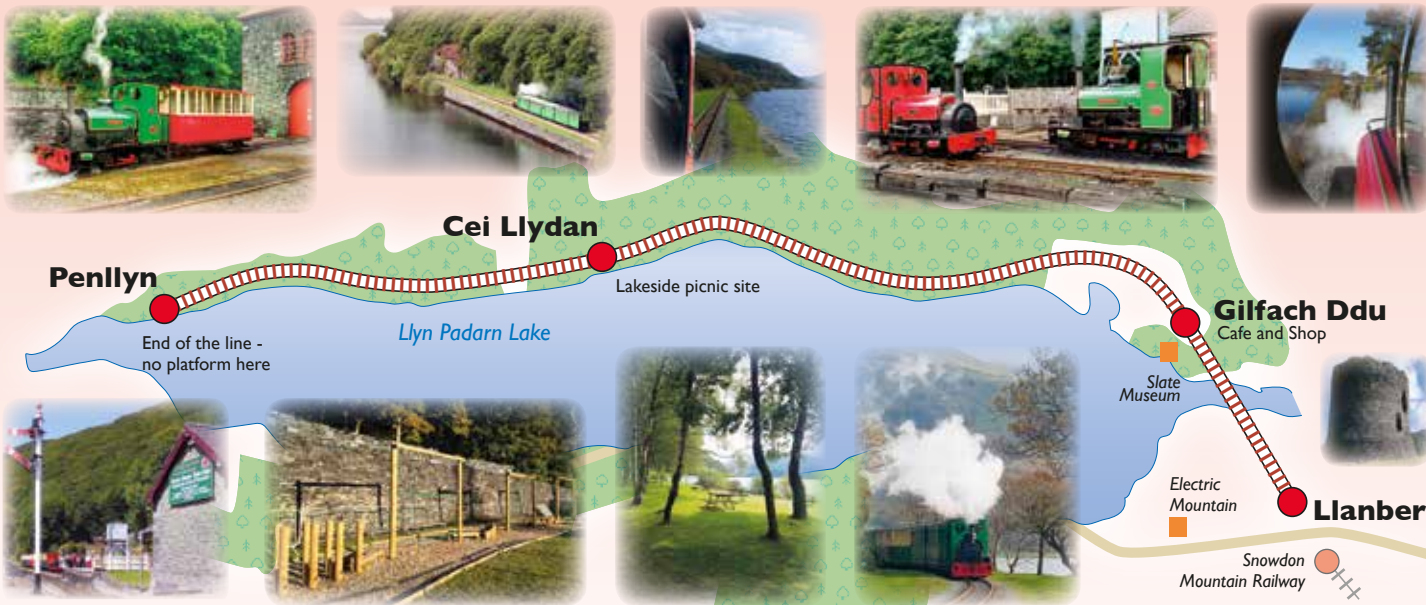
2019	Sa	Su	Mo	Tu	We	Th	Fr	Sa	Su	Mo	Tu	We	Th	Fr	Sa	Su	Mo	Tu	We	Th	Fr	Sa	Su	
February								1	2	3	4	5	6	7	8	9	10	11	12	13	14	15	16	17
March								1	2	3	4	5	6	7	8	9	10	11	12	13	14	15	16	17
April								1	2	3	4	5	6	7	8	9	10	11	12	13	14	15	16	17
May								1	2	3	4	5	6	7	8	9	10	11	12	13	14	15	16	17
June								1	2	3	4	5	6	7	8	9	10	11	12	13	14	15	16	17
July								1	2	3	4	5	6	7	8	9	10	11	12	13	14	15	16	17
August								1	2	3	4	5	6	7	8	9	10	11	12	13	14	15	16	17
September								1	2	3	4	5	6	7	8	9	10	11	12	13	14	15	16	17
October								1	2	3	4	5	6	7	8	9	10	11	12	13	14	15	16	17
November								1	2	3	4	5	6	7	8	9	10	11	12	13	14	15	16	17
December								1	2	3	4	5	6	7	8	9	10	11	12	13	14	15	16	17

Timeable A	Timeable B	Timeable C	Timeable D
11:00 12:00 1:30 2:30	11:00 12:15 1:30 2:45 4:00	11:30 12:45 2:00 3:15	10:30 11:00 11:45 12:15 1:00 1:30 2:15 2:45 3:30 4:00
Gilfach Ddu dep	Gilfach Ddu dep	Gilfach Ddu dep	Gilfach Ddu dep
11:35 12:35 2:05 3:05	11:10 12:25 1:40 2:55 4:10	11:40 12:55 2:10 3:25	10:40 11:10 11:55 12:25 1:10 1:40 2:25 2:55 3:40 4:10
Cei Lydan dep	Llanberis dep	Llanberis dep	Llanberis dep
11:45 12:45 2:15 3:15	11:45 1:00 2:15 3:30 4:45	12:15 1:30 2:45 4:00	11:20 11:45 12:35 1:00 1:50 2:15 3:05 3:40 4:20 4:45
Gilfach Ddu arr	Gilfach Ddu arr	Gilfach Ddu arr	Gilfach Ddu arr
12:20 1:35 2:50 4:05 5:00	12:50 2:05 3:20 4:35	11:55 12:20 1:05 1:35 2:20 2:50 3:35 4:05 4:35 5:00	11:55 12:20 1:05 1:35 2:20 2:50 3:35 4:05 4:35 5:00
Llanberis arr	Llanberis arr	Llanberis arr	Llanberis arr

5 # 400 departure does not run on dates shown in white

5 SPECIAL EVENTS Red squares show special event days. Please see separate panel overlaid for details.

Snowdonia Design & Print: Aigriffdy Eryn; Porthmadog. Photos © Rheilffordd Llyn Padarn, Ewlyn Pritchard and Hedin Owen



MAKE A DAY OF IT... The Llanberis Lake Railway is one of several great attractions in Llanberis, the lakeside village at the foot of Snowdon. There's so much to see and do, and something for everyone. The new Ropes and Ladders high wire course for the more adventurous; an ancient Castle, a Power Station hidden deep inside a mountain, and reminders of the once thriving slate industry in the Old Quarry Hospital and National Slate Museum. Then there's the picturesque Padarn Country Park with its waymarked woodland and lakeside walks, and various activities including boat trips and rowing boats on Lake Padarn. And of course the best way to get from one to another is aboard our little train. In fact there's so much to do in Llanberis, whatever the weather, that just one day might not be enough.....

Croeso · Welcome

Discover the timeless appeal of our narrow-gauge steam trains - a more leisurely way to travel and the perfect way to savour the grandeur of Snowdonia.

Starting at Gilfach Ddu, the journey takes you past the 13th century Dolbadarn Castle, crossing possibly Britain's shortest river and passing between Llanberis' twin lakes as the train negotiates the extension (opened in 2003) to Llanberis village. From here the train runs non-stop through Padarn Country Park, joining the 1845 slate railway route to run along the shores of Lake Padarn to Penllyn, and giving stunning views of Snowdon, the highest peak in England and Wales.

On its return, the train makes a short stop at Cei Llydan, an ideal place for you to stop over for a lakeside picnic. Upon your arrival back at Gilfach Ddu you can watch the driver stoking the fire, the engine taking water, or spend some time visiting our gift shop and café.

The five mile return trip takes around 60 minutes, and all advertised trains are scheduled to be hauled by one of our vintage steam engines rescued from the nearby Dinorwic slate quarries.

All our trains have wheelchair accommodation, but spaces are limited, so please let us know you are coming. Toilets, including disabled access, are situated nearby in the Country Park.



Dewch i ddarganfod apêl bythol ein trenau bychain - ffordd fwy hamddenol o deithio, a ffordd ddelfrydol i fwynhau harddwch Eryri.

Yn cychwyn o orsaf Gilfach Ddu, mae'r daith yn eich tywys heibio castell Dolbadarn ar draws, o bosib, yr afon fyraf ym Mhrydain a rhwng dau llyn Llanberis wrth i'r drên deithio ar hyd yr estyniad (â agorwyd yn 2003) i bentref Llanberis. Oddi yno aiff y drên yn syth drwy Barc Gwledig Padarn, gan ymuno â'r hen lein llechi o 1845 i redeg ar hyd glan Llyn Padarn i Benllyn, ble gwelir rai o'r golygfeydd gorau o'r Wyddfa.

Ar y ffordd yn ôl mae'r trên yn aros am gyfnod byr yng Nghei Llydan, lle delfrydol am bicnic ger y llyn. Wrth i chi gyrraedd yn ol yng Ngilfach Ddu cewch wylïo'r gyrrwr yn llwytho'r tân, yr injan yn cymryd dŵr, neu ymweld â siop a chaffi'r orsaf.

Cymer y daith gyfan o bum milltir tua 60 munud, a mae bob un o'n trenau yn cael eu tynnu gan injan stem hanesyddol â gafodd eu achub o chwariell Dinorwig.

Mae'r trenau i gyd yn addas i gadeiriau olwyn, ond mae nifer cyfyngedig o lefydd, felly cysylltwch gyda ni ymlaen llaw i drefnu lle. Lleolir toiledau, gyda mynediad i'r anabl, o fewn Parc Padarn.

RETURN FARES (Full Journey)

ADULT	£9.00	CONCESSIONS	£8.00
CHILD (Travelling Alone)	£4.50	CHILD (Travelling with Adult)	

USE FAMILY SAVER TABLE BELOW

FAMILY SAVER TABLE

Children/Plant	1	2	3	4
1 Adult/Oedolyn	£12.00	£16.00	£20.00	£24.00
2 Adults/Oedolion	£20.00	£24.00	£28.00	£32.00
3 Adults/Oedolion	£28.00	£32.00	£36.00	£40.00
4 Adults/Oedolion	£36.00	£40.00	£44.00	£48.00

Child fares apply to children aged 3yrs to 15yrs.
One child aged 2 and under may travel FREE with each adult.
Children aged 9 and under must be accompanied by an Adult.
Dogs welcome. £1 charge.

SPECIAL EVENTS

Check our website for updates & details of all events.

Model Railway Exhibition at National Slate Museum


27 February - 1 March

Visit the annual Model Railway Exhibition at the National Slate Museum, adjacent to our Gilfach Ddu station. See the models then ride on the real thing!



Easter Egg Hunt 20 - 22 April

Hunt for the Easter Eggs cunningly hidden around the railway and stations. Prizes for the kids. Look out for the White Rabbit!



Super Hero Week 5 - 9 August

Kids, come dressed as your favourite Super Hero, cartoon or Disney character and you can travel free of charge! Also, the best dressed on each day will win a prize. Look out around our stations for our very own Super Heroes.



Halloween Hunt 27 - 31 October

Dare you ride the ghostly train through the Witches Woods to seek out the spirits and spooks?



Santa Trains

7/8, 14/15, 21 December

Santa makes his annual visit to the railway. There are presents for all the kids and a mince pie and seasonal drink for the grown-ups. This is a very popular event. For details, see separate leaflet or call us from September onwards. ADVANCE BOOKING ONLY.